


**Blog #71 - The Awesome Month of January**

Wednesday, 17 January 2018

Christmas arrived - and apart from going to Melissa's for an hour or so to exchange gifts and partake of some Christmas goodies - had a quiet, peaceful day.

As per usual my Christmas gift from Keith was two jigsaw puzzles. I know I have shared with you before that I am a "puzzle addict" and so I have to restrict myself as to when I indulge. You see, once started a puzzle I have to finish it as soon as possible. Had finished both puzzles by Boxing Day evening. And here they are - Sunset in Venice & The Baking Contest.



The second puzzle was a lot of fun as one did not know what the picture would be. The puzzler had to use their imagination - and this was the result - absolute chaos!

A very enjoyable pastime and therefore, very therapeutic.

I love them because the creating of puzzles involves my love of colour.

I have to confess though that when I'm doing a puzzle, nothing much else gets done around me!

As related many times before, I LOVE the month of January. It's what I call my stress-free month as no monthly commitments of meetings, few deadlines, etc. I can please myself with what I do each day without any guilty feelings.



As you will have experienced (due to receiving them), during the past month I have spent some time trying to catch up on typing up blogs that I had hand-drafted at times through last year and sending them to you for you to read.

As for stitching I have finished stitching, plus made up, the three little stockings that I began in December and stitched and finished making up another set - this time on "Raw" coloured fabric with a Blanc thread - all similar to Judy's original stockings. (see next page)

	<p>Design Title: Petite French Stockings</p> <p>Design Code: JBW 270</p> <p>Price: \$15.00</p>
---	--



Similar fabric thread and fabric colourings to Judy's original design:



Design Title:  
Petite  
French Stockings

Design Code:  
JBW 270

Price:  
\$15.00




**Petite  
French Stockings:**

Fabric - Belfast Linen  
Raw (#053)  
Threads - DMC  
Stranded Cottons  
Blanc : 320 : 321 :  
520 : 666 : 890 : 935

I also stitched two versions of Judy's design, 'French Country ~ Petite Stocking'.

As you can see, stitched both designs on Belfast linen fabric - one design on light coloured fabric and the other on dark fabric and only on one of them did I include the wording. Each design I finished as an ornamental so that they can be hung from a Christmas tree branch or from a door knob or a window latch.



Design Title:  
French Country ~  
Petite Stocking

Design Code:  
JBW 173

Price:  
\$10.00



**Light:**  
Belfast - Antique Ivory  
DMC - Sampler Thread : Claret  
DMC - 815 : Cord & Tassel

**Dark:**  
Belfast - Teal Green  
DMC - Blanc  
DMC - 890 : Cord & Tassels

**Wednesday, 31 January 2018 -**

I've been stitching several more Christmas pieces over the last couple of weeks, but before I write about those, must tell you how proud we are of our granddaughter, Madison.

A very busy girl last year at school (6th Form) - Iona College, Havelock North, and with other activities.

She loves horses, and so many weekends were taken up with this pursuit and she's the goal keeper for her school's football team.

She loves 'Chapel' at the school and so is often organising or taking part in the services, playing the piano (at the school functions), CEO of the 'Young Enterprise' business group comprising of just herself and two other girls (they competed



with sixty other schools in a 'Dragon's Den' - presenting their product, etc. to a panel of business people - and were placed in the top six) and at the school's end-of-year prize-giving she received numerous 'Excellence' award certificates and two cups : one for 'Business Excellence' and the other for recognition of 'Leadership'.



She also obtained her drivers licence last year and has the use of a vehicle to travel to and from school.

I love the sticker that she bought herself and has stuck on to the back window of the car!



We are also very proud of our other granddaughter, Ashleigh - Madison's older sister, as she has passed her University degree for Hotel Management with an 'A' pass. A four year course.

She has worked very hard at obtaining this degree as at the same time as she has been studying, she has worked full-time at a boutique hotel in Napier. Her reasoning for opting to do her degree by correspondence was so that she would not have to have a student loan & therefore no debt at the end of her hard work.

This month also celebrated Sandra's birthday - a special day for a special friend - with her and other friends. A lovely day.

And yesterday, Keith and I celebrated our 47th wedding anniversary.



Getting back to stitching, I have also stitched a second version of Judy's lovely design, 'Tidings of Joy'. Stitched it over one fabric thread and finished it as an ornamental.


Pictured below are both versions



and here are details of the fabric and threads used -

**Over two fabric threads:**  
Fabric - Overdyed Linen : 32 count  
Thread - Simply Shaker Sampler Thread : 7100 : Ruby Slipper

**Over one fabric thread:**  
Fabric - Belfast Linen : 32 count : Mushroom / Lt. Mocha  
Thread - Simply Shaker Sampler Thread : 7100 : Ruby Slipper  
- DMC Stranded Cotton : 355 (for cord & tassel)



Design Title: Tidings of Joy

Design Code: JBW 311

Price: \$21.50

Another JBW design I began stitching this month is a companion piece to 'Tidings of Joy'.

It is now finished but not framed as yet, as want to first stitch another piece that is also a companion piece to these two designs. I will then frame this piece and the piece to be stitched with identical frames. By the time I have stitched the next piece I will have several new designs to show at Christmastime later this year.



Fabric & Thread  
chosen  
~  
Fabric:  
Permin Linen  
35 count  
Lambswool  
Thread:  
Simply Shaker  
Sampler Thread  
7077  
Cucumber



Design Title:  
O' Christmas Tree  
Design Code:  
JBW 326  
Price:  
\$21.50

In closing, another highlight of January has been the meeting up with friends from 'way-back'. Primary school days.

One friend (Jocelyn) I had not seen since a school reunion in 2002, another primary school friend (Glynis) whom I hadn't seen since 1968 (as besides being at school together we also worked together at the same accountants office before she and I went to do our nursing training) and the other friend (Yvonne) whom I had not seen since we left primary school to go to college and thus went separate ways after eight years of being together every school day - 55 years ago!

Lots of reminiscing as you can imagine.  
We really did have a wonderful childhood.

Here is one of our school photos -  
Standard 3, 1959. I was 8 years of age.

Front row, left to right:  
Yvonne - 6th girl  
Jocelyn - 7th girl  
Me - last girl

Glynis was in another class  
this particular year.

Next month Keith and I have to go to Upper  
Hutt and so meeting up with Jocelyn again  
and too, another primary school friend,  
Marie.

Marie is pictured - second row, 5th girl.

No doubt there will be lots more happy memories to be shared.

That's all for the moment. Bye for now.

