

What's New At Heirlooms?

This newsletter: Have you missed it? Have you wondered why you haven't received one for a while? Can you believe it - the last one written was March 2014! Life just got in the way. Or perhaps it's because I'm getting older and not coping as well as I did when I was younger. Whatever the reason, my apologies for my tardiness. However, the situation has prompted me to reassess what to do about the monthly newsletter. Believe it or not, I began writing a monthly newsletter in 1993 and I think it is time for it to semi-retire.

And so, decided from this newsletter on, you will only receive one every three months - that is, four in a year - and I am also making other changes by no longer continuing with my Facebook but instead writing a blog.


I am sure that most of you know what a *blog* is and I'm sure many of you are already following other persons blogs. For those of you who do not know what a blog is, it is more like a diary - that is, writing ones experiences and memorable moments or events in their lives - although it no longer being private as they used to be, but open for everyone to read. In March 2013 I began writing a blog on my website and there are 22 messages written on it, but as from January 2015 onwards I will have a dedicated site.

It is to be known as - The Barberry Row Blog
and to access it you need to type in the following address into your computer

www.barberryrow.blogspot.com

And so that you do not have to continually type in the address each time you wish to read a note, add it to your "Favourites".

On this site I intend to begin with writing the experiences we had when Ellen Chester of *With My Needle* was here with us in March, and then my experience of attending the



The
Barberry Row
Blog



Beating Around The Bush needlework retreat at Adelaide in Australia, organised by the *Inspirations* magazine team and the *Nostalgic Needle* exhibition held over Labour Weekend here at the Gallery. Scattered between the events though, the content will be about what I am currently stitching or what others have been stitching. I do hope you will consider joining me on this new journey,

Gallery location: Wyndom House, 1821 Pakowhai Road, R.D. 3, Napier 4183

Fridays: 10am - 4pm (or By Appointment)

Phone & Fax: +64 6 878 1260 : Email: heirlooms@clear.net.nz

Web: www.barberryrow.com : Blog ~ www.barberryrow.blogspot.com

Prices Subject To Change Without Notification

Shipping & Handling Charges: \$2.00 - \$6.50 or dependent on size of order

Please **do not** pay when ordering. An invoice will be sent with the ordered products.

Payment by cheque or credit card (Visa / Mastercard)


Thank you, Sherelyn

Now on to what is new or has recently arrived at the Gallery -

Calendars: Once again, the beautiful LANG calendars for 2015 have been in great demand. So much so, that already most of the titles have SOLD OUT, and there are only four designs/titles remaining.

A reminder of the wonderful features of these calendars -

- * Great Art Work - taken from hand painted originals by todays most talented artists.
- * The rich, full-colour art work is on linen embossed paper (some pages include inspirational words or verses)
- * The days have large grids for writing notes, appointments, recording birthdays, anniversaries, etc.
- * All New Zealand, Australian and American special days/dates are marked.
- * Brass grommet to prevent calendar tear
- * Free wallpaper for your computer. One new image from your calendar every month



LANG : AB
Abundant Friendship



LANG : CO
Coffee



LANG : HH
Heart & Home



LANG : PR
Proud Rooster

SORRY ~ SOLD OUT OF THE FOLLOWING CALENDARS

Bountiful Blessings : Cottage Garden : Country Sampler : Herb Garden : Vintage Designs

My apologies if you have missed out on your favourite calendar style or artist.

Request / place an order for 2016.

NOTE: Requests will be FIRM SALE

Magazines: There have been several issues released of various magazines throughout 2014 and a few copies of each of the following are still available -

SANQ 74 - Sampler & Antique Needlework Quarterly - Spring 2014: One of the samplers in this issue is featured on the cover - 1884 Flora Dellow Sampler. Two simple colours - a vibrant red and a soft cream - combine with four alphabets, numerals and eleven dividing bands to form a charming and beautiful marking sampler, originally by 12 year old Flora Dellow in Surrey, England. Another sampler is a colourful and cheerful sampler, originally worked in wool by 10 year old Marie Detelesen of Germany and who tragically died at the age of eleven and another sampler worked by 9 year old Jane Ann Smith in 1848, full of colourful motifs with a perfectly undulating border. Another stitching project is a sampler purse worked entirely in modified Queen Stitch. Articles featured are on delicate and beautifully coloured porcelain sewing tools made in France and England in the 19th and 20th centuries; purses, reticules & handbags of yesteryear and a review of the Metropolitan Museum of Arts fall 2013 exhibit of more than 130 objects from four continents and an examination of the connections that embroidery brings to history. Some of the projects in this magazine issue -



SANQ 74
Sampler & Antique Needlework Quarterly
Spring 2014

\$21.50



1892
M. Detelesen
sampler



Sampler
Purse



1848
Jane Ann
Smith
Sampler

SANQ 75 - Sampler & Antique Needlework Quarterly - Summer 2014: In this issue a couple of reproduction samplers - Lucy Westgate and Part One of a German Reversible Sampler of 1837, and informative articles on 18th century samplers from the southwestern Netherlands (Middelburg, capital of the province of Zeeland - no need to wonder how our country came to be named New Zealand?) and animal-shaped sewing accessories (bees, dogs, turtles, etc.) that were made in Europe and England in the 19th & 20th centuries and learn a little history behind Italian goldsmith, Roberta Dazzini, who is known for her exquisite metalwork, including chatelaines and other fine needlework tools and accessories. The most beautiful needlework piece in this issue though is the design by my lovely and very good friend, Giulia Manfredini of Italy. She is well known for creating beautiful needlework designed pincushion skirts for porcelain half dolls - and her piece in this magazine issue is, Elizabeth, A Sampler Pincushion Doll Maiden. In addition to the motif covered skirt is a little purse which doubles as a scissors holder, and a tiny handcrafted



SANQ 75
Sampler & Antique Needlework Quarterly
Summer 2014

chatelaine (created by Giulia's friend, Roberta) completes this elegant beauty. \$21.50
 Images of the samplers and Giulia's doll design in this issue -



Lucy Westgate Sampler



Elizabeth, A Sampler Pincushion Doll Maiden




Elizabeth's Chatelaine



1837 Reversible Sampler

Note: Although the half doll named, Elizabeth, is not in stock at the Gallery, there are many other choices and these can be seen later in this newsletter

SANQ 76 - *Sampler & Antique Needlework Quarterly* - Fall 2014: The antique needlework projects in this issue are Part Two of the German Reversible Sampler; Part One of the 1842 sampler stitched by Frances Swartz featuring classical Quaker floral sprays and stylized German flower motifs and an 1855 mini sampler from the Vierlande region of Germany featuring recognisable motifs from the region, although this sampler is worked with four colours whereas most Vierlande samplers were traditionally worked with only one colour. Informative articles show more animal-shaped needlework accessories (fish, birds, crocodiles, mice, etc.); the history of Frances Swartz (the stitcher of the 1842 sampler in this issue); baskets that were made in the 17th century (entitled, 'All Kinds of Beugle Works Upon Wyers') that were constructed by complexly weaving wires and beads into intricate and detailed scenes. And finally, from Giulia, an elegant trunk (for needlework tools) featuring delicate stitched motifs from those stitched on her pincushion doll - Elizabeth - that was featured in the previous *Sampler & Antique Needlework Quarterly* - Vol. 75 : Summer 2014. \$21.50



SANQ 76
 Sampler
 &
 Antique
 Needlework
 Quarterly
 Fall 2014

Some images from this issue -



Elizabeth's Trunk



Trunk - open




Article - Beaded & Wired Baskets



A mini Vierlande Sampler

SANQ 77 - *Sampler & Antique Needlework Quarterly* - Winter 2014: Reproduction samplers in this issue are Part Two of the 1842 sampler by Frances Swartz and Part One of a Collared Stag sampler, plus there is a Christmas tree ornamental featuring an antique motif and the beginnings of a set that includes a pinwheel, sewing purse, huswif & a needlebook envelope - all inspired by two antique pieces. This set will be presented over the next four issues. The first piece in this issue is the pinwheel. Several articles in this issue are - needles & bodkin cases; an overview of the exhibit of samplers on display at the Morven Museum & Garden, Princeton, New Jersey (October 2014 - March 2015); a comparison of two 1836 samplers (*Similar Samplers, Different Lives*) and finally, an article on samplers that were stitched during World War II by Prisoners of War. \$21.50

A few images from this issue -



SANQ 77
 Sampler
 &
 Antique
 Needlework
 Quarterly
 Winter 2014



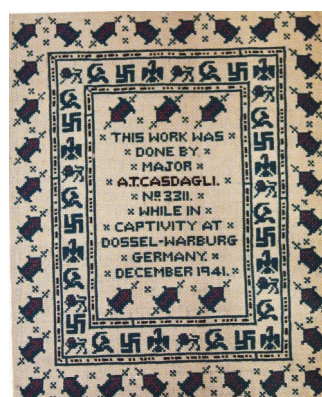
1842
 Frances
 Swartz
 Sampler

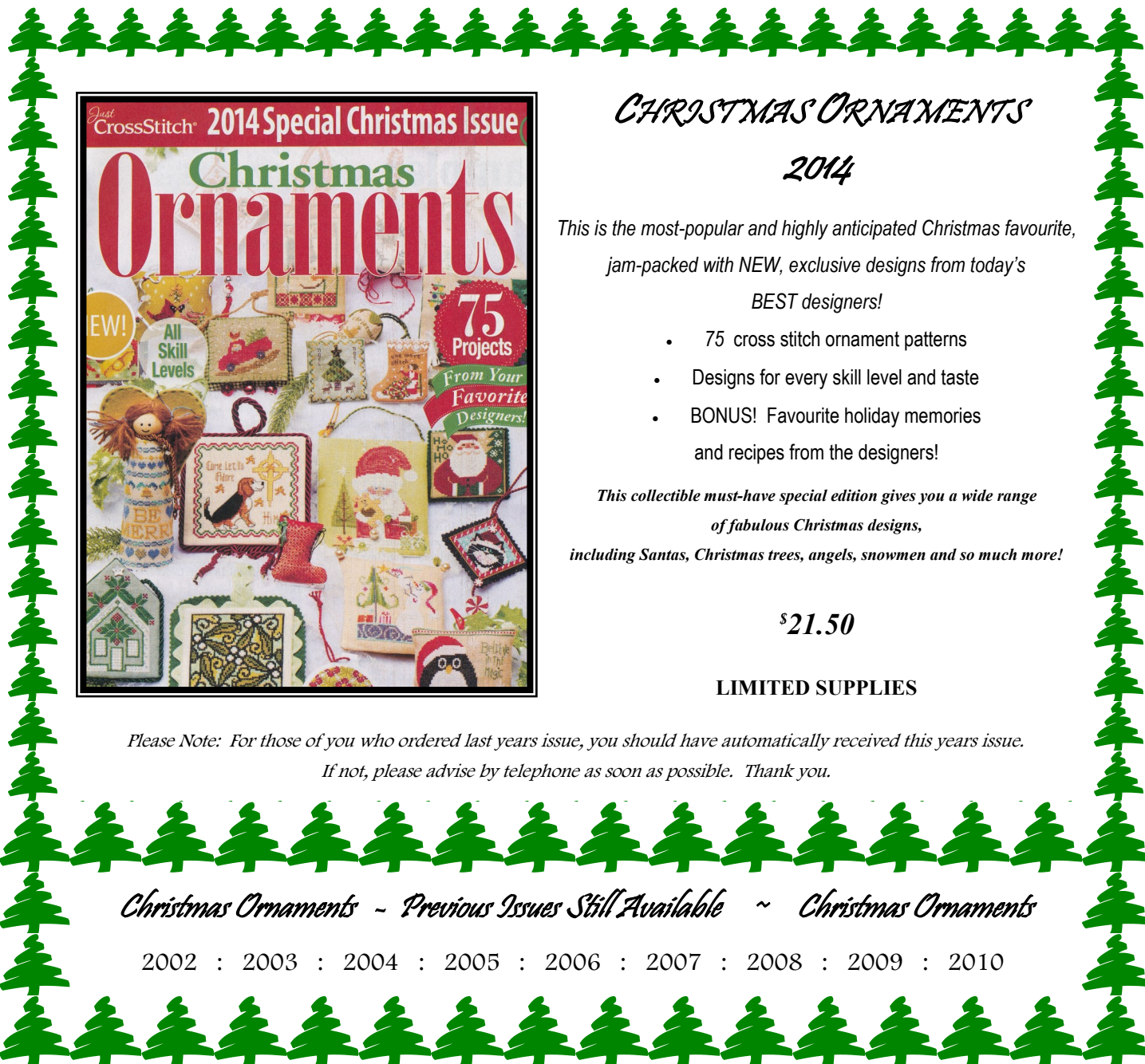


Collared
 Stag
 Sampler



Pinwheel &
 Article - A POW Sampler





CHRISTMAS ORNAMENTS 2014

This is the most-popular and highly anticipated Christmas favourite, jam-packed with NEW, exclusive designs from today's BEST designers!

- 75 cross stitch ornament patterns
- Designs for every skill level and taste
- BONUS! Favourite holiday memories and recipes from the designers!

This collectible must-have special edition gives you a wide range of fabulous Christmas designs, including Santas, Christmas trees, angels, snowmen and so much more!

\$21.50

LIMITED SUPPLIES

Please Note: For those of you who ordered last years issue, you should have automatically received this years issue. If not, please advise by telephone as soon as possible. Thank you.

Christmas Ornaments ~ Previous Issues Still Available ~ Christmas Ornaments

2002 : 2003 : 2004 : 2005 : 2006 : 2007 : 2008 : 2009 : 2010

Magazines continued Inspirations: "THE WORLD'S MOST BEAUTIFUL EMBROIDERY MAGAZINE" is the motto of this publication.

Sadly, with the downturn in subscribers over latter years, mid-year 2013 almost saw its demise.

Fortunately as needlewoman throughout the world heard of this dilemma, they arose to avert this situation and under new ownership, it is to continue.

Three issues that are currently available at the Needlework Gallery are featured below. Each issue: \$19.90



Issue #81



Issue #83



Issue #84

Magazines continued Inspirations: Just a few of the many projects in recent issues. Each issue: \$19.90

INSPIRE 81 - Inspirations - Issue #81:



Few fragrances are as evocative as the sweet & subtle aroma of lavender. Two beautiful linen sachets look as delightful as they smell.



Sweet violettes in numerous shades are beautifully thread painted onto silk to create glorious needlework accessories



Every good book deserves a great cover, so why not stitch something special for your E-reader! Two fun designs.



INSPIRE 83 - Inspirations - Issue #83:



Postcard From Provence
Few flowers can rival the intense colour and dramatic form of the glorious golden sunflower

A beautiful piece of clothing deserves a beautiful clothes hanger



How To Sew A Meadow
Stitch your own unique meadow embroidery

INSPIRE 84 - Inspirations - Issue #84:



From My Garden
Who doesn't love sweet peas?

The finished design measures 9cm x 7cm wide (3 1/2" x 2 3/4").



Buttercup
A delightful 'whitework' button

Trés Belle
Keep your treasures safe in this chic zippered pouch, worked in two shades of French Grey onto natural linen



Tuscan Treasure
The humble knot has many uses but few as charming as this delightful tassel

Magazines continued New Publication:

stitch | craft
create

AUSTRALIA / NEW ZEALAND

First Edition OUT NOW!



LOVE TO
Stitch?
LOVE TO
Craft?
LOVE TO
Create?

ORDER YOUR COPY TODAY

\$ 14.00 per issue

PROJECTS & IDEAS INCLUDE

Quilting & Patchwork |
 Embroidery |
 Cooking |
 Knitting
Crochet |
 Cake Decorating |
 Home Décor |
 Jewellery

And so, from magazines to half dolls suitable for Giulia Manfredini's design, *Elizabeth, A Sampler Pincushion Doll Maiden* -

Half Dolls

..... currently in stock and available
(others by special request)



Eleanor (Lilac)



Eleanor (Pink)



Helen



Lady Josephine



Melody



Vivienne

All
Half Dolls

~
\$ 55.00

each

And so, from magazines and half dolls to new designs.

Designs: Ellen Chester of *With My Needle* has two new designs. These are -
WMN:EW - *Elizabeth Wood, 1822*: An accurate reproduction of Elizabeth's sampler that is in Ellen's antique sampler collection. Ellen says that she was attracted to this piece for its balance even though it is not perfectly symmetrical, and loved the unusual octagonal border. There are some irregularities in the design - but these add to the charm of it - and as for stitches, the project is mainly cross stitch over two threads but there is one horizontal elongated cross stitch in the border and satin stitches are also used in a few places. \$40.00



WMN : EW

Elizabeth Wood, 1822

WMN:FEMALE - *Of Female Arts*: This is an original sampler design by Ellen and I love it! I do wish I had more time to stitch, as I would **definitely** stitch this for myself. Stitches used are cross stitch, cushion, satin, straight and backstitch. Threads used and suggested by Ellen are from Needlepoint, Inc. although she does give DMC alternatives but notes that the DMC colours are the closest choices to the silk used. In some cases she says the colour differences are significant and therefore, if DMC threads are used, the result will not have the same look as the original model. \$32.50



WMN : FEMALE

Of Female Arts

Also, new designs at the Gallery from JBW Designs (see page 9) and The Sweetheart Tree (but will feature these in my next newsletter).

Needlework Retreats: Three regular retreats are to be held this year : two in March, the other mid year. Details of each retreat are below.
As for *Sampler Gathering* - this is a MUST for me!



20 ~ 22 March 2015

Orewa College
76 Riverside Road
Orewa, Hibiscus Coast
Auckland

Classes / Programme
Brochure / Registration Form
for the following event
are now available.
on their website.

www.embroidersgreatescape.co.nz/2015

Register on line or via post

Brochure / Registration Form
for the following event
is now available.
A couple are at the Gallery
for you to view,
otherwise,
check out their website
for details of classes and how to register, etc.



**31st Wanaka
Embroidery School**

20th - 22nd March 2015

Mount Aspiring College
Plantation Road, Wanaka

www.oegembroideryschool.co.nz

New Zealand Sampler Gathering

WHEN: 31 July - 2 August 2015

WHERE: Manuels (*Millennium Resort*), Taupo

One has to make their own arrangements for accommodation and meals, although there will be the opportunity for attendees to join together for dinner on the Friday and Saturday evenings and special rates are offered on the accommodation facilities at the conference venue.

DETAILS OF COSTS & CLASSES YET TO BE FINALISED

The contact person for *Sampler Gathering* is: Judy Clearwater
Mail: 2 Ravenwood Drive, Forrest Hill, North Shore, Auckland 0620
Phone: 09 410 9403 • Fax: 09 449 1425 • Mobile: 0274 899 690
Email: fjclearwater@xtra.co.nz

It's Here ...

The long awaited and anticipated book on our New Zealand samplers
~ researched and written by our well known sampler expert ~ Vivien Caughley ~
has been published and is amazing!

New Zealand's
Historic Samplers
OUR STITCHED STORIES

VIVIEN CAUGHLEY

A unique glimpse into New Zealand history with more than 80 historic samplers and their stories, including Mrs Cook and her map sampler, Maori women in the first Mission houses, and settler mothers and daughters from the Far North to the Deep South at school, at home, and together.

The 1853 Shannon sampler featured on the cover is reproduced as a pattern with instructions on the reverse of the jacket.

"A sampler may be the only words of a woman which survive."

RRP: \$50.00
Publication date August 2014
David Bateman Ltd

Available from:
Heirlooms

Purchase Your Copy Today

Book: There have been several reviews written on this wonderful book. Below is a copy of one of them -

NEW ZEALAND HOUSE & GARDEN - SEPTEMBER 2014 - Ann Packer writes:

"A sampler may be the only words of a woman which survive", writes Auckland textile historian Vivien Caughley, who spent ten years researching this comprehensive history, beginning with the work of Jane Holloway King, whose missionary parents arrived with Samuel Marsden in 1814. Samplers such as the cover example (instructions for which are cleverly included on the inside of the dust jacket) reveal much more than the identity of the stitcher: they offer clues about schooling of the period, the teachers who tutored the embroiderers and the

wider social context. The book includes the Cook Map Sampler attributed to Captain Cook's wife Elizabeth and ends with the Globe Hangings, stitched by New Zealand Embroiderers in 1990 for Shakespeare's Globe Theatre in London."

NZHS - New Zealand Historic Samplers. \$50.00



Threads: Newest colours in the subtle coloured, hand-dyed *Sampler Threads* from *The Gentle Art* are -

- SAM 05 0960 - *Dragonfly:* Aqua green/blues through to muddy browns
- SAM 05 1060 - *Cast Iron Skillet:* Dark steel greys to black
- SAM 05 1191 - *Brown Bear:* Teddy bear browns from mid to dark

5 yard skeins : \$5.50 per skein

Designs: Several new designs from Judy of *JBW Designs*. These are -


- JBW 289 - *A Friend So Dear:* A beautiful design to stitch and give to a friend. The words read, "How sweet it is to have a friend so near and dear". \$18.50
- JBW 290 - *Now I know my ABCs:* A cute design for a baby nursery. All the letters of the alphabet - A (apple), B (bunnies), C (chicken), D (dog), E (elephant), F (flower), G (Giraffe), etc. - are separated by lacy borders with tiny white buttons scattered throughout. Very similar to *The Rabbit Sampler*. All letters and motifs are stitched with one colour and the lacy borders are all in white. The little buttons are supplied with the design. Design & Embellishments: \$17.50
- JBW 292 - *French Country ~ Hot Air Balloon:* Another one of Judy's signature designs - that is, the shape of the object to be stitched is created by tiny motifs or the internal of the shape is filled with tiny motifs. This time it is a hot air balloon filled with motifs. \$10.00
- JBW 293 - *Seaside Alphabet:* Another in Judy's *Stitchalong* series. That is, a long horizontal design featuring all the letters of the alphabet with themed shapes scattered amongst the letters. The shapes in this design are as per its title - the seaside. A lighthouse, sea gulls, flags, little sailing ships, sunhats, fish, sand-buckets, anchors, etc. \$18.50
- JBW 294 - *French Country ~ Spring Basket:* And yet another of Judy's signature motif created objects. This time, a lovely basket of little bunnies, birds, bows, chickens. \$10.00
- JBW 295 - *Alphabet Dogs:* Two little puppy dog designs, however, Instead of the shape of the little puppies being created by motifs, they are created by the clever use of alphabet letters. \$10.00




JBW 289
A Friend So Dear



JBW 290
Now I Know My ABCs



JBW 292
French Country ~ Hot Air Balloon



JBW 293
Seaside Alphabet



JBW 294
Spring Basket




JBW 295
Alphabet
Dogs




Another
older
alphabet
animal
design
~
JBW 272
Alphabet
Cats
\$10.00


Other
Stitchalong
Designs ...
\$18.50
each



JBW 265
ABCs
&
Christmas
Trees



JBW 271
Alphabet
Hearts



JBW 287
Reindeer
ABCs

The Mystery Sampler & A Mystery Sampler

Many of you participated in 'The Mystery Sampler' designed by Elizabeth Darrah and organised by Diane Martin and due to its overwhelming success and the enthusiasm it created, the ladies in my stitching group requested another mystery challenge and so in April 2014 we began stitching another sampler as a mystery sampler and named it, 'A Mystery Sampler ~ Favoured Shades'.

This sampler was quite different to Elizabeth's mystery sampler, as the complete sampler was only worked with seven toning shades of one colour - the colour being the needlewoman's choice of her favourite colour.

It has been exciting to see how each stitcher has interpreted their sampler, thus making it their "own" from changing a stitch or a thread colour or using an overdyed thread rather than alternating solid colours.

This sampler project finished in September 2014 and the complete design is now available for purchase.

BARB : WL 002 - Favoured Shades : \$45.00

Some of the girls in my stitching group have finished their 'Favoured Shades Sampler' and others have almost finished. An exhibition of these samplers - finished and unfinished - is planned for some time in February or March.

Date has yet to be decided.

When known, details will be sent via Email and advertised on The Barberry Blog (www.barberryrow.blogspot.com).

The girls who have finished their samplers have asked for another sampler project ~ and one has been chosen. This sampler has been designed by my friend and very accomplished needlewoman ~ Linda Graham of Christchurch.

Thank you Linda. I know the girls will love stitching it!



The Butterfly Sampler

Fabric: Your choice. Instructions will be given for 28 count and 35 count.

Threads: An overdyed of your choice.

Three (3) toning solid colours that are in the overdyed - light, medium & dark Perle #8 & Perle #12

Stitches: Long Arm Cross, Florentine/Bargello, Queen, Wave, Four-Sided, Backstitch, Cross Stitch, Hem, Algerian Eyelets, Satin, Running, Rice, Blackwork, Hardanger

As with the other two sampler projects, this sampler will remain a mystery and the instructions and charts will be provided in six parts.

As each part is worked month by month the sampler will be revealed.



Beginning : 1st April 2015 • Finishing: 1st September 2015

I do hope you can join us on this years needlework journey. Details of how to participate will be provided soon. Sherelyn



.... than to stitch with a friend

NATTER

Needle And Thread Together Equal Relaxation

Our next get-together is -

WHEN: Sunday

DATE: 25 January

TIME: 11am - 4pm *

(* Visit at a time convenient for you : i.e. come when you can : leave when you must. No reservation required)

WHAT TO BRING: Your Needlework project : Your lunch : Your smile

Everyone who is able to come (even if only for a part of the time) is welcome. I do hope you can join us.

Note: This will be our FIRST get-together in the new year

GET-TOGETHERS FOR THE REMAINDER OF THE YEAR • MARK YOUR CALENDAR

22 FEBRUARY

26 APRIL

28 JUNE

30 AUGUST

25 OCTOBER

29 MARCH

31 MAY

26 JULY

27 SEPTEMBER

29 NOVEMBER